

# Labour Market Information

## Greater Birmingham & Solihull

### Employment rate<sup>1</sup>


69.2%



West Midlands: 73.6%  
UK: **74.7%**

### Unemployment rate<sup>1</sup>

7%



West Midlands: 5%  
UK: **4.4%**


### Self-employment<sup>1</sup>



6.9%

**88,200** people are  
self-employed

### Salary<sup>2</sup>



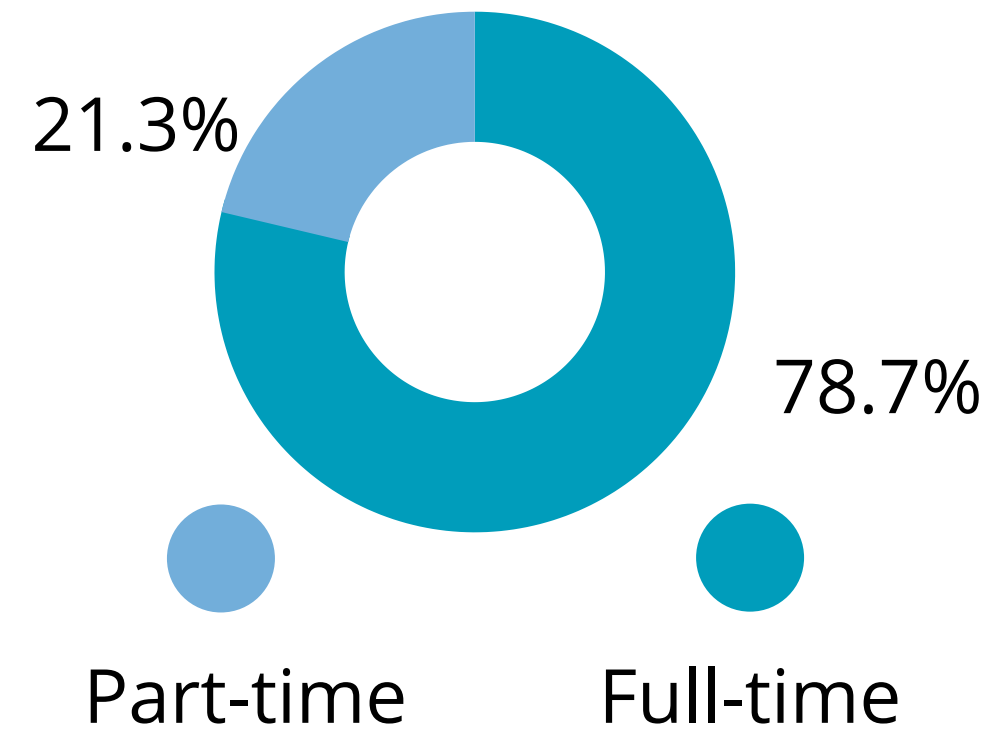
The average gross  
income is **£30,244** a year

### Working hours<sup>2</sup>



On average people work  
**37.5** hours a week

### Working patterns<sup>1</sup>



### Top vacancies in 2021<sup>3</sup>

- Programmers/software developers
- Sales related occupations
- Administrative occupations
- Nurses
- Care workers/home carers
- Human resources officers

### Predicted job growth<sup>3</sup>

**+54,380**  
employee jobs  
by 2030

### Sectors expected to grow<sup>3</sup>

- Admin and support services
- Professional and technical services
- Health and social care
- ICT services
- Other services
- Transport and storage

### Where are the most jobs now?<sup>4</sup>



Retail and  
wholesale



Administration



Health and  
social care



Education



Professional  
and technical



Manufacturing